

OFF GRID PURE SINE INVERTER

MODEL: BL-PNE 1KW~6KW (low frequency)



COMPLY WITH ISO9001:2008

Low Frequency Power Inverter/Charger

BL-PNE PLUS Series (1KW-6KW)



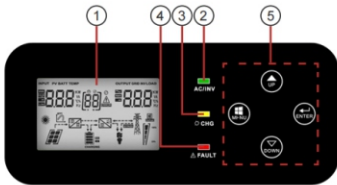
Features

- Pure sine wave output
- 3 Steps charging
- MFD (multi-function display)
- Overload and short-circuit protection
- Set charging voltage/charging current.
- Battery low voltage shutdown point can be set to 10/10.5/11/11.5V
- Power-save mode
- Set utility priority/ Battery priority
- Set utility input wide/narrow range
- Inverter voltage can be set to 220V:220V/230V/240V
- Inverter frequency can be set to 50/60Hz
- Set utility charging on/off switch
- Acid or Litiium select
- WiFi port (optional)

Introduction

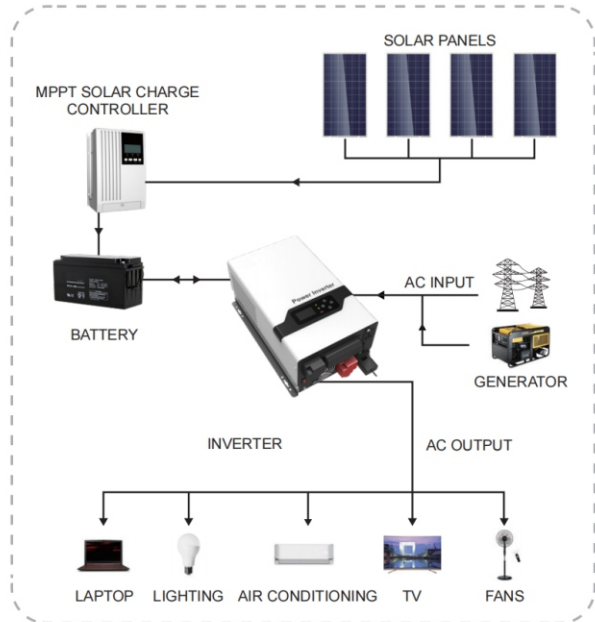
BL-PNE PLUS series is a very economical pure sine wave inverter, with AC charger from 20A to 60A; Solar/AC priority is configurable, when setting solar priority, solar will charge batteries as first priority, and AC can also charge batteries when solar charger current is too lower . With pure copper transformer, it enables inverter to operate with all kinds of home appliances.

Back panel printing description

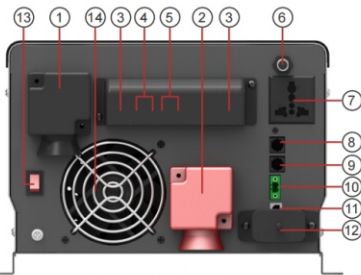


1. LCD Display
2. Status Indicator
3. Charging Indicator
4. Fault Indicator
5. Function Buttons


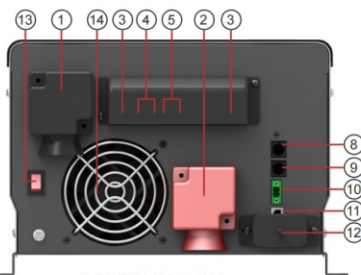
Solar system connection



SOLAR POWER SYSTEM SUPPLIER



1. BAT -
2. BAT +
3. GND
4. AC input
5. AC output
6. Charger input protect
7. AC Output 10A(MAX)
8. BTS
9. Remote port
10. AGS
11. USB
12. WiFi
13. Power on/off switch
14. FAN
15. AC input breaker



OFF GRID PURE SINE INVERTER

MODEL: BL-PNE 1KW~6KW (low frequency)



COMPLY WITH ISO9001:2008

Specification

MODEL		BL-PNE 1012/24 PLUS		BL-PNE 1512/24 PLUS		BL-PNE 2012/24 PLUS		BL-PNE 3024/48 PLUS		BL-PNE 4024/48 PLUS		BL-PNE 5048 PLUS		BL-PNE 6048 PLUS	
Nominal Battery System Voltage		12VDC	24VDC	12VDC	24VDC	12VDC	24VDC	24VDC	48VDC	24VDC	48VDC	48VDC		48VDC	
INVERTER OUTPUT	Rated Power	1KW		1.5KW		2KW		3KW		4KW		5KW		6KW	
	Surge Rating	3000VA		4500VA		6000VA		9000VA		12000VA		15000VA		18000VA	
	Capable Of Starting Electric Motor	1HP		1HP		1HP		2HP		2HP		3HP		3HP	
	Waveform	Pure sine wave / same as input (bypass mode)													
	Nominal Output Voltage RMS	220V / 230V / 240VAC ±10% (RMS)													
	Output Frequency	50Hz / 60Hz ±0.3Hz													
	Inverter Efficiency (Peak)	>88%													
	Line Mode Efficiency	>95%													
	Power Factor	1.0													
	Typical Transfer Time	10ms(max)													
AC INPUT	Voltage	230VAC													
	Selectable Voltage Range	96~132VAC 155~280VAC(For personal computers)													
	Frequency Range	50Hz / 60Hz(Auto sensing) 40~80Hz													
BATTERY	Minimum Start Voltage	(10V / 10.5V / 11V)+0.5V for 12VDC mode (*2 for 24VDC, *4 for 48VDC)													
	Low Battery Alarm	(10V / 10.5V / 11V)+0.5V for 12VDC mode (*2 for 24VDC, *4 for 48VDC)													
	Low Battery Cut Off	10V / 10.5V / 11V for 12VDC mode (*2 for 24VDC, *4 for 48VDC)													
	High Voltage Alarm	(13.8-14.5V)+1V for 12VDC mode (*2 for 24VDC, *4 for 48VDC)													
	High Battery Voltage Recover	(13.8-14.5V)+0.5V for 12VDC mode (*2 for 24VDC, *4 for 48VDC)													
	Idle Consumption-Search Mode	Load ≤100±20W(220V)													
CHARGER	Output Voltage	Depends on battery type													
	Charge AC Input Breaker Rating	230V	1-1.5K/10A				2-3K/30A				4-6K/40A				
	Overcharge Protection S.D.	15.7VDC for 12VDC mode (*2 for 24VDC mode, *4 for 48VDC mode)													
	Maximum Charge Current	30A	20A	45A	25A	60A	30A	40A	20A	60A	30A	35A	40A	40A	
BYPASS & PROTECTION	Input Voltage Waveform	Sine wave (grid or generator)													
	Nominal Input Frequency	50Hz or 60Hz													
	Overload Protection (SMPS Load)	Circuit breaker													
	Output Short Circuit Protection	Circuit breaker													
	AC Input Breaker	1-3K/30A						4-6K/50A							
MECHANICAL SPECIFICATIONS	Mounting	Wall Mount													
	Dimensions (W*H*D) (mm)	302.8*460*199.8						305.4*531*200.3							
	Net Weight (Solar CHG)(kg)	16.5	17	21.1	20	24.5	24.8	38.2	35.8	45	45				
	Shipping Dimensions (W*H*D) (mm)	400*319*615						400*319*686							
	Shipping Weight (Solar CHG)(kg)	19.3	20	24.1	22.8	27.5	27.5	42.3	40	49.3	49.3				
OTHER	Operation Temperature Range	0°C to 40°C													
	Storage Temperature	-15°C to 60°C													
	Audible Noise	60dB MAX													
	Display	LED+LCD													
	Standard Warranty	1 year, 2 or 3 years optional (IP20)													

The technical specifications of this document are subject to change without any notice

SOLAR POWER SYSTEM SUPPLIER

